

Strategic Insights Report (Prepared by Jon Pelzer)
Rising Risk Solution for a Florida Health Plan
Prospectively Identifying Risk and Improving
Engagement

Rising Risk Strategic Insights Report

- **Market**

- State of Florida

- **Patient Populations**

- Commercial: 198,254 Total Deidentified Records in File
- Medicare Advantage: 25,454 Total Deidentified Records in File

- **Analytics Thresholds**

- Only Patient Records that achieved or exceeded certain score and incidence level thresholds were included in the analysis
 - Minimum Risk Score Level of 50
 - Minimum Incidence Level of 1 out of 2

- **Use Case Solution: Rising Risk**

- Rising risk detection/prevention and determinants risk management

CDOH Risk Cohort Findings Summary

Improve Clinical Outcomes and Engagement

CDOH Risk Incidence in the Commercial Patient Population

Socio-Behavioral Risk – 71%

- Exercise
- Diet
- Alcohol
- Compliance
- Well Checkups
- Sleep Deficiency
- Isolation
- Adult Vaccines

Current Condition Risk – 7%

- BMI
- Behavioral Health
- Gastrointestinal
- Pulmonary/COPD

Precondition Risk – 9%

- BMI
- Cardiology
- Diabetes Type 2
- Behavioral Health
- Stroke
- Liver Disease

Attitudinal Risk – 19%

- Self Medicated
- Diet Compliance
- Prevention

Socioeconomic Risk – 3%

- Divorced or Separated
- Housing

Social Determinant Risk – 10%

- High Education
- Low Income
- Discrimination
- Low Education

Specialist Utilization Risk – 6%

- Primary Care
- Gynecologist
- Chiropractor
- Ophthalmologist
- Dermatologist

Facility Utilization Risk – 2%

- Outpatient
- Urgent Care
- Hospital

CDOH Risk Incidence in the Medicare Advantage Patient Population

Socio-Behavioral Risk – 86%

- Exercise
- Compliance
- Life Events

Current Condition Risk – 10%

- BMI
- Gastrointestinal
- Diabetes Type 2

Precondition Risk – 16%

- Stroke
- BMI
- Cardiology
- Liver Disease

Attitudinal Risk – 8%

- Self Medicated
- Health Informed
- Doctor Relationship

Socioeconomic Risk – 7%

- Divorced or Separated

Social Determinant Risk – 9%

- Higher Education
- Low Income
- Hunger

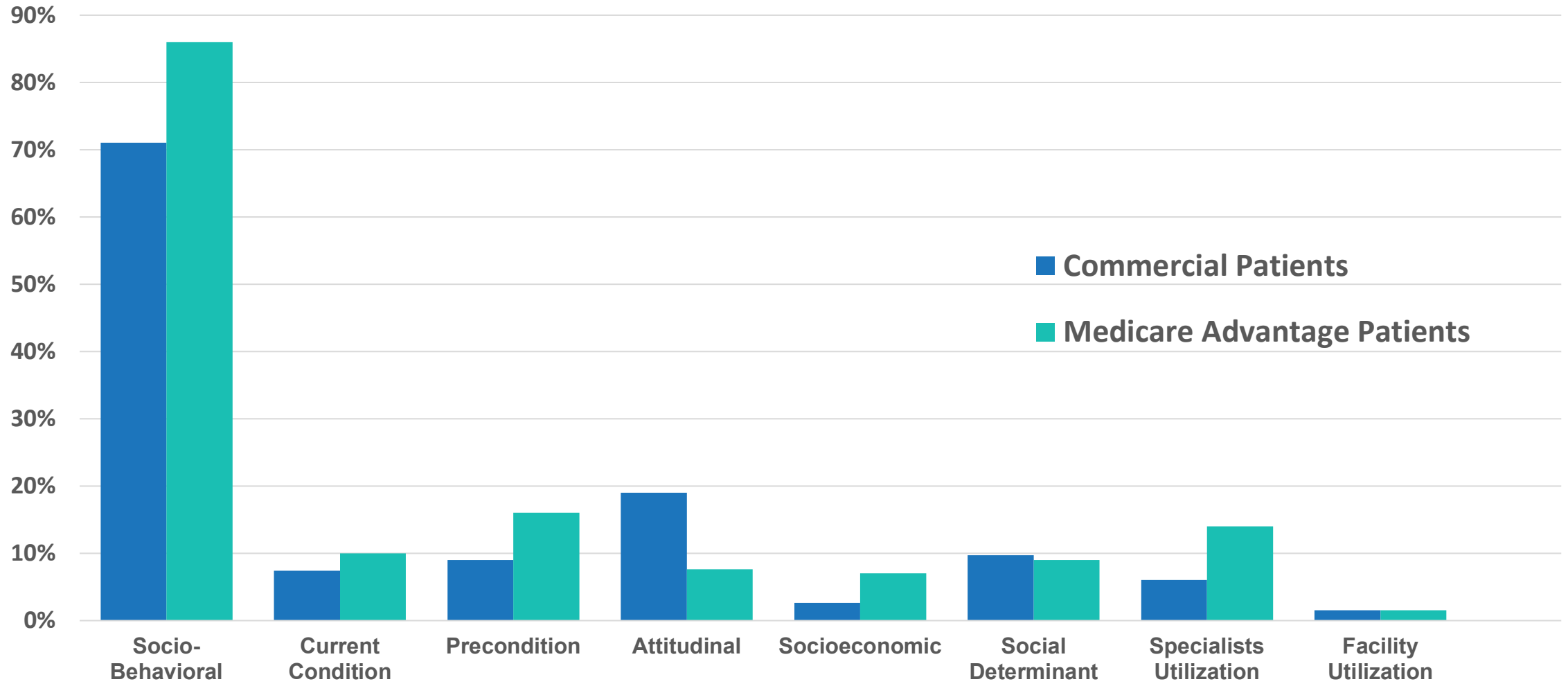
Specialist Utilization Risk – 14%

- Primary Care
- Ophthalmologist
- Cardiologist
- Urologist

Facility Utilization Risk – 2%

- Outpatient
- Hospital
- Emergency Room

Risk Compare: Commercial vs. Medicare Advantage



Determinant Risk & Engagement Findings Commercial Patients

Improve Clinical Outcomes and Engagement



Commercial Determinant Risks Overview

80% of the Commercial Patients file reported at least one of the 97 risks.

Total Patients At Risk: 158,673

Socio-Behavioral Risks ranked #1 resulting in 72% of Patients being impacted.

Socioeconomic Risks ranked last, resulting in 2.6% of Patients being impacted.

Determinant Type	Score Level	#	
Socio-Behavioral Risk Score	66	19	142,732
Attitudinal Risk Score	66	7	40,039
Social Determinants Risk Score	61	14	21,203
Precondition Risk Score	68	8	20,896
Current Chronic Condition Risk Score	64	8	15,066
Specialist Utilization Score	59	29	12,750
Socioeconomic Risk Score	70	4	5,167
Facility Utilization Score	69	6	2,951



Commercial Communication & Engagement Channels Overview

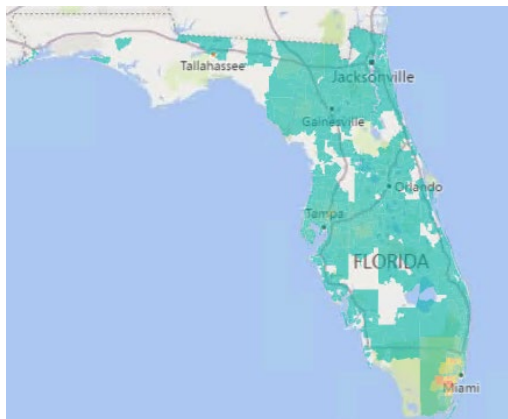
Best Messengers for Patient Contact

Measure	Score Level
Nurses and Physician Assistants	77
Doctors or Professionals	74
Collateral at Pharmacies	69
Support Groups	68
Friends/Family	61

Best Channels for Programmatic Communications

Channel Type	Measure	Score Level
Direct	Email	76
Direct	Cellphone	76
Direct	Text Messaging	74
Digital	Social Media	74
Traditional	Radio	73
Digital	SEO	73
Traditional	Outdoor - Other Places	67
Collateral	Collateral at Health Facilities	67
Digital	SEM	66
Websites (Digital)	Diet or Fitness Websites	65
Digital	Digital Video	65
Websites (Digital)	Health Websites	65
Traditional	TV	61
Collateral	Collateral at Grocers	60
Traditional	Print	60
Websites (Digital)	Other Websites	60
Direct	Landline Phone	60
Mobile	Mobile Ads	58
Direct	Direct Mail	57
Digital	Mobile Health Apps	56

Preferred Messengers for Healthcare



Commercial: Socio-Behavioral Risk Cohort

What are the most prevalent Socio-Behavioral risks amongst Commercial Patients?

Most Prevalent Socio-Behavioral Risks

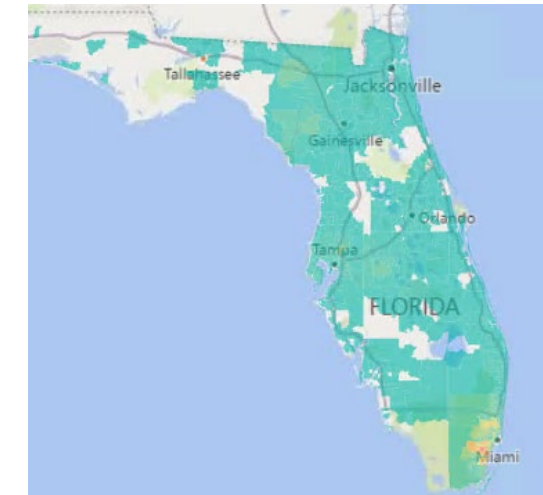
Exercise, Life Event, Diet, Alcohol, Well Checkups, Sleep Deficiency, Vaccines, Compliance and Isolation constitute 71% of the total Commercial population.

142,726 Commercial Patients, 72% of the total, are at risk across 17 Socio-Behavioral determinants.

Determinant Type	Score Level	Risks #	Total IDs
Socio-Behavioral Risk Score			
Exercise Risk	66	1	126,642
Life Event Risk	61	1	22,287
Diet Risk	71	1	9,869
Alcohol Risk	82	1	5,211
Well Checkups Risk	65	1	3,112
Sleep Deficiency Risk	63	1	3,071
Vaccines - Adult Risk	69	1	2,956
Compliance Risk	82	1	2,768
Isolation Risk	74	1	1,614
Current Depression Risk	63	1	1,563
Stress Risk	69	1	1,263
Medication Risk	84	1	1,129
Personality Risk	65	1	1,091
Lifestyle Risk	75	1	1,023
Provider Attitudes Risk	67	1	702
Outlook on Life Risk	70	1	575
Tobacco Risk	83	1	518

Low  High

126,642 Commercial Patients at Exercise Risk



Population	ID	Measure	Score Level
Commercial	128141	Exercise Risk	82
Commercial	129480	Exercise Risk	82
Commercial	129720	Exercise Risk	82
Commercial	63838	Exercise Risk	82
Commercial	64596	Exercise Risk	82
Commercial	64678	Exercise Risk	82
Commercial	100006	Exercise Risk	80

Commercial: Current Chronic Condition Risk Cohort

What are the most prevalent Current Chronic Condition risks amongst Commercial Patients?

Most Prevalent Current Chronic Condition Risks

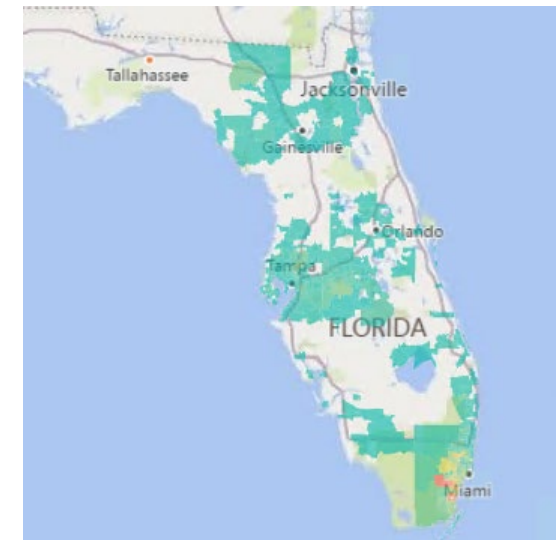
BMI, Behavioral Health, Gastrointestinal and Pulmonary/COPD, constitute 7.4% of the total commercial population.

15,066 Commercial Patients, 8% of the total, are at risk across eight Chronic Condition determinants.

Determinant Type	Score Level	Risks #	Total IDs
Current Chronic Condition Risk Score			
Current BMI Risk	64	1	8,482
Current Behavioral Health Risk	64	1	4,581
Current Gastrointestinal Risk	59	1	1,985
Current Pulmonary-COPD Risk	67	1	1,837
Current Diabetes Type 2 Risk	74	1	792
Current Cardiology Risk	84	1	153
Current Liver Disease Risk	57	1	25
Current Stroke Risk	70	1	15



4,581 Commercial Patients at Risk for Current Behavioral Health



Population	ID	Measure	Score Level
Commercial	107453	Current Behavioral Health Risk	72
Commercial	107537	Current Behavioral Health Risk	72
Commercial	1422	Current Behavioral Health Risk	72
Commercial	150190	Current Behavioral Health Risk	72
Commercial	150614	Current Behavioral Health Risk	72
Commercial	151123	Current Behavioral Health Risk	72
Commercial	165950	Current Behavioral Health Risk	72

Commercial: Precondition Risk Cohort

What are the most prevalent Precondition risks amongst Commercial Patients?

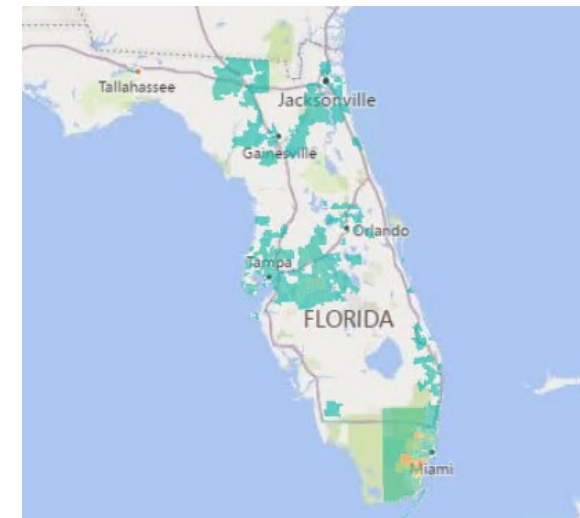
Most Prevalent Precondition Risks

BMI, Cardiology, Diabetes, Behavioral Health, Stroke and Liver Disease, constitute 9% of total Commercial population.

20,896 Commercial Patients, 11% of the total, are at risk across eight Precondition determinants.

Determinant Type	Score Level	Risks #	Total IDs
Precondition Risk Score			
At Risk BMI	66	1	10,604
At Risk Cardiology	77	1	4,358
At Risk Gastrointestinal	55	1	3,925
At Risk Diabetes	68	1	3,140
At Risk Behavioral Health	73	1	2,486
At Risk Stroke	76	1	2,344
At Risk Liver Disease	70	1	2,322
At Risk Pulmonary-COPD	62	1	657

2,486 Commercial Patients At Behavioral Health Risk



Population	ID	Measure	Score Level
Commercial	106939	At Risk Behavioral Health	80
Commercial	107412	At Risk Behavioral Health	80
Commercial	131248	At Risk Behavioral Health	80
Commercial	135070	At Risk Behavioral Health	80
Commercial	135216	At Risk Behavioral Health	80
Commercial	136695	At Risk Behavioral Health	80
Commercial	139814	At Risk Behavioral Health	80

Commercial: Attitudinal Risk Cohort

What are the most prevalent Attitudinal risks amongst Commercial Patients?

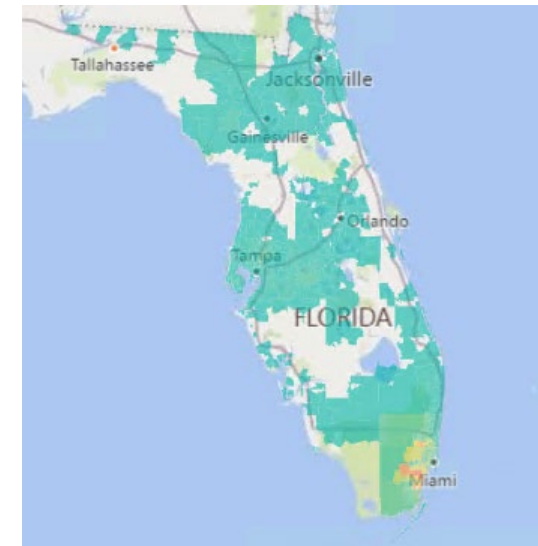
Most Prevalent Attitudinal Risks

Self Medicated Risk, Diet Compliance Risk and Prevention Risk, constitute 19% of total Commercial population.

40,039 Commercial Patients, 20% of the total, are at risk across seven Attitudinal determinants.

Determinant Type	Score Level	Risks #	Total IDs
Attitudinal Risk Score			
Self Medicated Risk	66	1	34,706
Diet Compliance Risk	67	1	4,355
Prevention Risk	69	1	4,332
Doctor Relationship Risk	65	1	2,264
Health Informed Risk	61	1	1,748
Screening Risk	69	1	1,220
Outlook on Health Risk	65	1	673

34,706 Commercial Patients at Self Medicated Risk



Population	ID	Measure	Score Level
Commercial	10060	Self Medicated Risk	78
Commercial	104368	Self Medicated Risk	78
Commercial	104938	Self Medicated Risk	78
Commercial	105172	Self Medicated Risk	78
Commercial	105187	Self Medicated Risk	78
Commercial	10551	Self Medicated Risk	78
Commercial	10611	Self Medicated Risk	78



Commercial: Social Determinant Risk Cohort

What are the most prevalent Social Determinant risks amongst Commercial Patients?

Most Prevalent Social Determinant Risks

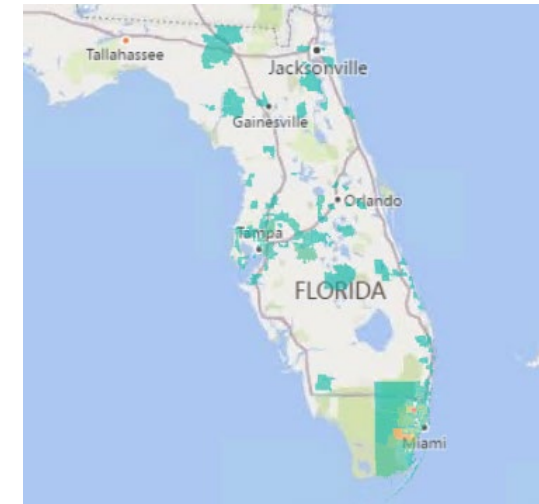
Higher Education, Discrimination, Low Education, Low Income and Hunger, constitute 9.7% of total Commercial population.

21,203 Commercial Patients, 11% of the total, are at risk across 14 Social determinants.

Determinant Type	Score Level	Risks #	Total IDs
Social Determinants Risk Score			
Higher Education Risk	55	1	14,274
Discrimination Risk	62	1	3,196
Low Education Risk	56	1	3,157
Low Income Risk	79	1	1,606
Hunger Risk	84	1	891
Social Integration Risk	83	1	766
Community Engagement Risk	77	1	559
Quality of Care Risk	88	1	512
Support Systems Risk	85	1	333
Transportation Risk	75	1	320
Support Risk	79	1	287
Unemployed Risk	67	1	258
Vocational Training Risk	81	1	134
Medical Bills Risk	75	1	107

Low  High

891 Commercial Patients at Hunger Risk



Population	ID	Measure	Score Level
Commercial	127851	Hunger Risk	92
Commercial	127984	Hunger Risk	92
Commercial	128063	Hunger Risk	92
Commercial	129974	Hunger Risk	92
Commercial	130121	Hunger Risk	92
Commercial	130910	Hunger Risk	92
Commercial	166922	Hunger Risk	92

Commercial: Specialist Risk Cohort

What are the most prevalent high utilizer Specialist risks amongst Commercial Patients?

Most Prevalent High Utilizer Specialist Risks

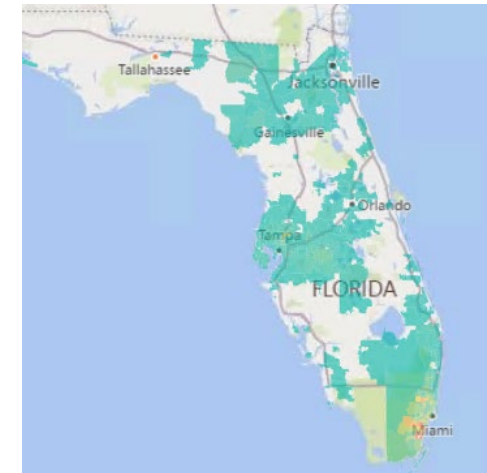
Primary Care, Gynecologist, Chiropractor, Ophthalmologist and Dermatologist, constitute 6% of total Commercial population.

12,750 of Commercial Patients, 6% of the total, are at risk of excessive utilization for 29 Specialists.

Determinant Type	Score Level	Risks #	Total IDs
Specialist Utilization Score			
Primary Care	57	1	9,881
Gynecologist	62	1	1,349
Chiropractor	64	1	1,051
Ophthalmologist	61	1	776
Dermatologist	59	1	680
Nurse/PA	54	1	363
Urologist	61	1	332
Cardiologist	65	1	316
Neurologist	56	1	315
Sports Medicine	65	1	210
Psychiatrist	60	1	206
Other Surgeon	66	1	205
Allergist	57	1	165
Endocrinologist	58	1	161
Psychologist	60	1	143
Rheumatologist	56	1	118

Low  High

9,881 Commercial Patients at Excessive Primary Care Utilization Risk



Population	ID	Measure	Score Level
Commercial	102360	Primary Care	72
Commercial	107142	Primary Care	72
Commercial	1422	Primary Care	72
Commercial	160622	Primary Care	72
Commercial	161172	Primary Care	72
Commercial	161496	Primary Care	72
Commercial	162777	Primary Care	72

Commercial: Facility Risk Cohort

What are the most excessive Facility utilization risks amongst Commercial Patients?

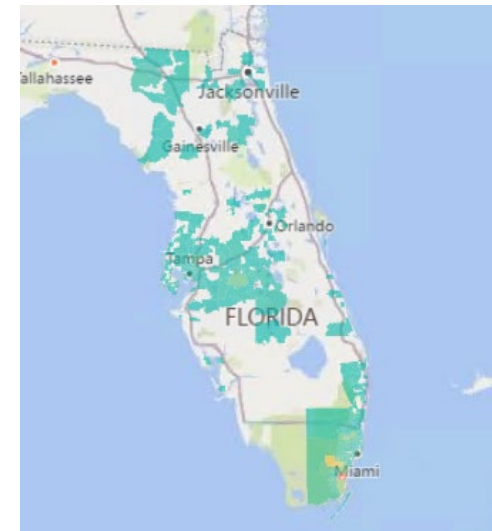
Most Prevalent Excessive Facility Utilization Risks

Outpatient, Urgent Care and Hospital, constitute 1.5% of total Commercial population.

2,951 Commercial Patients, 1.5% of the total, are at risk across six Facility Utilization determinants.

Determinant Type	Score Level	Risks #	Total IDs
Facility Utilization Score			
Outpatient	76	1	1,531
Urgent Care	55	1	858
Hospital	73	1	624
Retail Clinic	54	1	188
Emergency Room	72	1	89
Surgery Center	70	1	31

624 Commercial Patients at Excessive Hospital Utilization Risk



Population	ID	Measure	Score Level
Commercial	70345	Hospital	87
Commercial	73022	Hospital	87
Commercial	70590	Hospital	87
Commercial	71777	Hospital	87
Commercial	72183	Hospital	87
Commercial	73369	Hospital	87
Commercial	71690	Hospital	86



Commercial: Socioeconomic Risk Cohort

What are the most prevalent Socioeconomic risks amongst Commercial Patients?

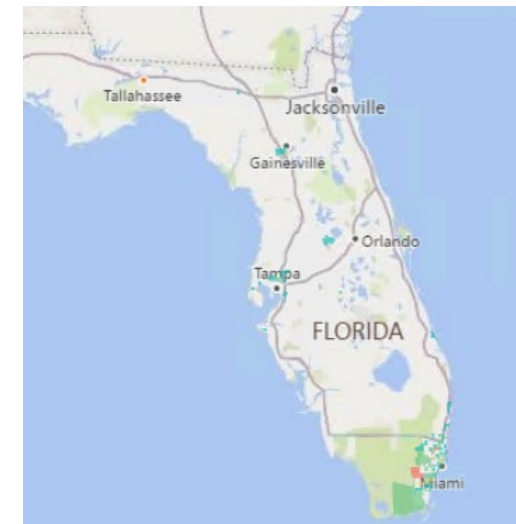
Most Prevalent Socioeconomic Risks

Divorced or Separated and Housing, constitute 2.6% of total Commercial population.

5,167 Commercial Patients, 2.6% of the total, are at risk across four Socioeconomic determinants.

Determinant Type	Score Level	Risks #	Total IDs
Socioeconomic Risk Score			
Divorced or Separated Risk	70	1	4,949
Housing Risk	71	1	209
Food Insecurity Risk	82	1	40
Low Income and Unemployed Risk	80	1	13

209 Commercial Patients at Housing Risk



Population	ID	Measure	Score Level
Commercial	207129	Housing Risk	80
Commercial	208214	Housing Risk	80
Commercial	216988	Housing Risk	80
Commercial	217036	Housing Risk	80
Commercial	217104	Housing Risk	80
Commercial	217139	Housing Risk	80
Commercial	217274	Housing Risk	80



Determinant Risk & Engagement Findings Medicare Advantage Patients

Improve Clinical Outcomes and Engagement



Medicare Advantage Determinant Risks Summary

92% of the Medicare Advantage file reported at least one of the 97 risks.

Total Patients At Risk: 23,535 Patients

Socio-Behavioral ranked #1 resulting in 88% of Patients being impacted.

14% of Medicare Advantage Patients are impacted with precondition or unseen clinical risks.

Determinant Type	Score Level	Risks #	Total IDs
Socio-Behavioral Risk Score	67	18	22,175
Precondition Risk Score	70	8	4,410
Specialist Utilization Score	60	24	3,905
Current Chronic Condition Risk Score	67	8	3,024
Social Determinants Risk Score	64	13	2,855
Attitudinal Risk Score	66	7	2,207
Socioeconomic Risk Score	70	3	1,782
Facility Utilization Score	71	5	424



Medicare Advantage Communication & Engagement Channels Overview

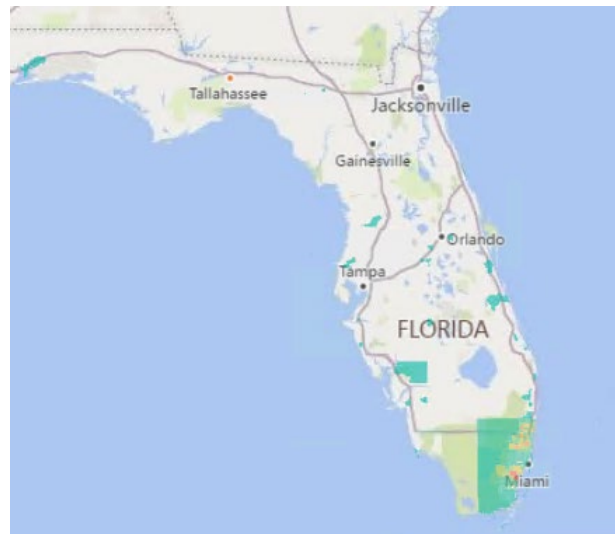
Best Messengers for Patient Contact

Measure	Score Level
Nurses and Physician Assistants	76
Doctors or Professionals	73
Collateral at Pharmacies	65
Friends/Family	63

Best Channels for Programmatic Communications

Channel Type	Measure	Score Level
Direct	Email	76
Digital	SEO	76
Direct	Cellphone	74
Digital	Social Media	74
Traditional	Radio	73
Direct	Text Messaging	73
Traditional	Outdoor - Other Places	69
Digital	Digital Video	66
Digital	SEM	65
Collateral	Collateral at Health Facilities	65
Websites (Digital)	Diet or Fitness Websites	64
Websites (Digital)	Health Websites	63
Traditional	Print	63
Traditional	TV	62
Websites (Digital)	Other Websites	61
Collateral	Collateral at Grocers	61
Direct	Direct Mail	60
Digital	Mobile Health Apps	60
Mobile	Mobile Ads	58
Direct	Landline Phone	58

Preferred Messengers for Healthcare



Medicare Advantage: Socio-Behavioral Risk Cohort

What are the most prevalent Socio-Behavioral risks amongst Medicare Advantage Patients?

Most Prevalent Socio-Behavioral Risks

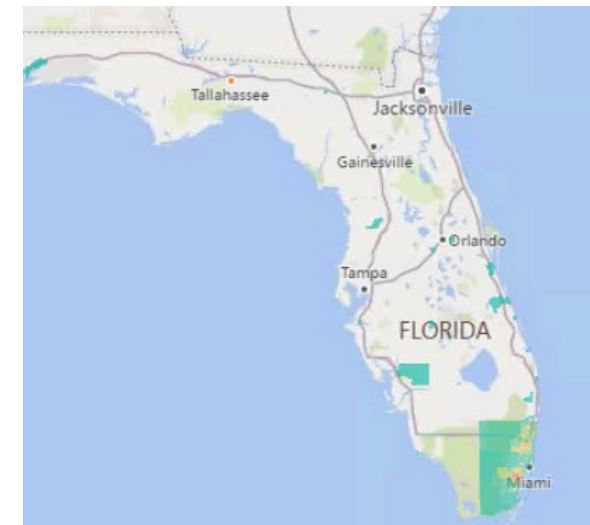
Exercise, Compliance, and Life Events, constitute 86% of total Medicare Advantage population.

22,175 Medicare Advantage Patients, 91% of the total, are at risk across 18 Socio-Behavioral determinants.

Determinant Type	Score Level	Risks #	Total IDs
Socio-Behavioral Risk Score			
Exercise Risk	66	1	20,659
Life Event Risk	63	1	1,752
Compliance Risk	82	1	1,524
Current Depression Risk	63	1	312
Sleep Deficiency Risk	62	1	229
Outlook on Life Risk	72	1	172
Isolation Risk	76	1	157
Diet Risk	73	1	136
Personality Risk	63	1	126
Lifestyle Risk	74	1	95
Alcohol Risk	79	1	84
Stress Risk	69	1	78
Vaccines - Adult Risk	69	1	46
Well Checkups Risk	65	1	44
Medication Risk	84	1	9
Tobacco Risk	86	1	7
Provider Attitudes Risk	64	1	4

Low  High

20,659 Medicare Advantage Patients at Exercise Risk



Population	ID	Measure	Score Level
Medicare Advantage	13546	Exercise Risk	80
Medicare Advantage	54071	Exercise Risk	80
Medicare Advantage	66901	Exercise Risk	80
Medicare Advantage	67874	Exercise Risk	80
Medicare Advantage	10038	Exercise Risk	78
Medicare Advantage	10090	Exercise Risk	78
Medicare Advantage	10260	Exercise Risk	78

Medicare Advantage: Current Chronic Condition Risk Cohort

What are the most prevalent Chronic Condition risks amongst Medicare Advantage Patients?

Most Prevalent Current Chronic Condition Risks

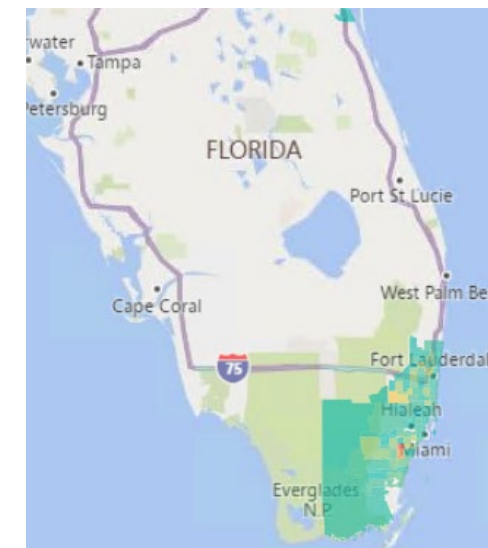
BMI, Gastrointestinal and Diabetes Type 2, constitute 10% of total Medicare Advantage population.

3,024 Medicare Advantage Patients, 12% of the total, are at risk across eight Current Chronic Condition determinants.

Determinant Type	Score Level	Risks #	Total IDs
Current Chronic Condition Risk Score			
Current BMI Risk	64	1	1,965
Current Diabetes Type 2 Risk	74	1	870
Current Gastrointestinal Risk	58	1	779
Current Behavioral Health Risk	64	1	474
Current Pulmonary-COPD Risk	67	1	435
Current Cardiology Risk	84	1	310
Current Stroke Risk	74	1	87
Current Liver Disease Risk	59	1	10



779 Medicare Advantage Patients at Risk for Current Gastrointestinal



Population	ID	Measure	Score Level
Medicare Advantage	186902	Current Gastrointestinal Risk	68
Medicare Advantage	187729	Current Gastrointestinal Risk	68
Medicare Advantage	191099	Current Gastrointestinal Risk	68
Medicare Advantage	196696	Current Gastrointestinal Risk	68
Medicare Advantage	196799	Current Gastrointestinal Risk	68
Medicare Advantage	196853	Current Gastrointestinal Risk	68
Medicare Advantage	197115	Current Gastrointestinal Risk	68

Medicare Advantage: Precondition Risk Cohort

What are the most prevalent Precondition risks amongst Medicare Advantage Patients?

Most Prevalent Precondition Risks

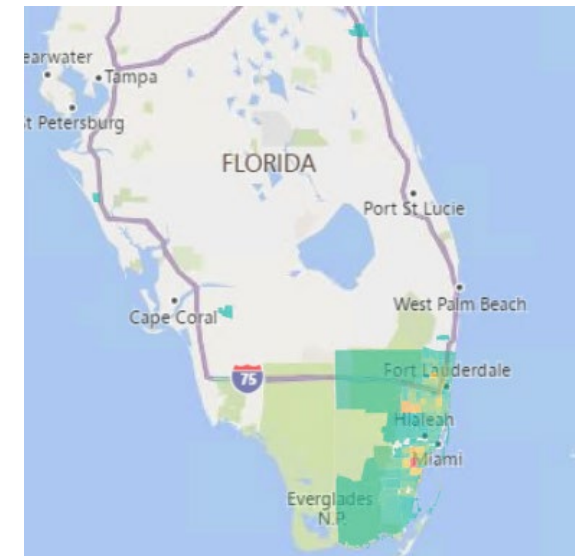
Stroke, BMI, Cardiology and Liver Disease, constitute 16% of total Medicare Advantage population.

4,410 Medicare Advantage Patients, 17% of the total, are at risk across eight Precondition determinants.

Determinant Type	Score Level	Risks #	Total IDs
Precondition Risk Score			
At Risk Stroke	75	1	2,020
At Risk BMI	64	1	1,904
At Risk Cardiology	74	1	1,629
At Risk Liver Disease	70	1	630
At Risk Diabetes	69	1	343
At Risk Gastrointestinal	57	1	305
At Risk Pulmonary-COPD	63	1	252
At Risk Behavioral Health	73	1	63

Low  High

2,020 Medicare Advantage Patients at Risk for Stroke



Population	ID	Measure	Score Level
Medicare Advantage	171410	At Risk Stroke	84
Medicare Advantage	1862	At Risk Stroke	84
Medicare Advantage	192329	At Risk Stroke	84
Medicare Advantage	201089	At Risk Stroke	84
Medicare Advantage	201203	At Risk Stroke	84
Medicare Advantage	201645	At Risk Stroke	84
Medicare Advantage	202229	At Risk Stroke	84

Medicare Advantage: Attitudinal Risk Cohort

What are the most prevalent Attitudinal risks amongst Medicare Advantage Patients?

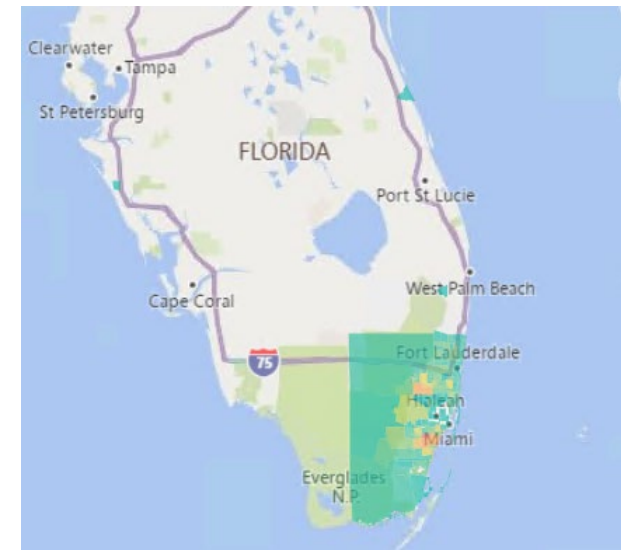
Most Prevalent Attitudinal Risks

Self Medicated, Health Informed and Doctor Relationship, constitute 7.6% of total Medicare Advantage population.

2,207 Medicare Advantage Patients, 9% of the total, are at risk across seven Attitudinal determinants.

Determinant Type	Score Level	Risks #	Total IDs
Attitudinal Risk Score			
Self Medicated Risk	68	1	1,066
Health Informed Risk	61	1	751
Doctor Relationship Risk	64	1	743
Prevention Risk	73	1	393
Diet Compliance Risk	67	1	172
Outlook on Health Risk	68	1	99
Screening Risk	68	1	7

1,066 Medicare Advantage Patients at Self Medicated Risk



Population	ID	Measure	Score Level
Medicare Advantage	11551	Self Medicated Risk	78
Medicare Advantage	12316	Self Medicated Risk	78
Medicare Advantage	12335	Self Medicated Risk	78
Medicare Advantage	13630	Self Medicated Risk	78
Medicare Advantage	14660	Self Medicated Risk	78
Medicare Advantage	16358	Self Medicated Risk	78
Medicare Advantage	16363	Self Medicated Risk	78



Medicare Advantage: Social Determinant Risk Cohort

What are the most prevalent Social Determinant risks amongst Medicare Advantage Patients?

Most Prevalent Social Determinant

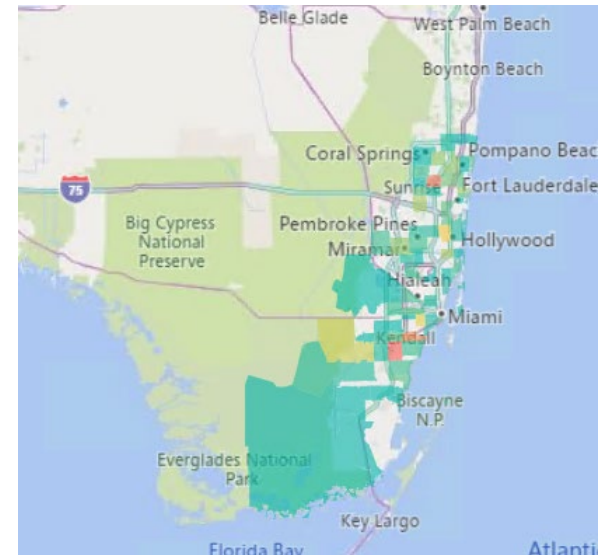
Higher Education, Low Income and Hunger, constitute 9% of total Medicare Advantage population.

5,482 Medicare Advantage Patients, 22% of the total, are at risk across 14 Social determinants.

Determinant Type	Score Level	Risks #	Total IDs
Social Determinants Risk Score			
Higher Education Risk	56	1	2,151
Low Income Risk	79	1	334
Hunger Risk	84	1	241
Low Education Risk	54	1	162
Support Systems Risk	86	1	138
Vocational Training Risk	81	1	124
Discrimination Risk	62	1	76
Transportation Risk	75	1	71
Community Engagement Risk	79	1	53
Unemployed Risk	64	1	43
Medical Bills Risk	75	1	28
Support Risk	81	1	12
Quality of Care Risk	86	1	3



241 Medicare Advantage Patients at Hunger Risk



Population	ID	Measure	Score Level
Medicare Advantage	18567	Hunger Risk	92
Medicare Advantage	186902	Hunger Risk	92
Medicare Advantage	187729	Hunger Risk	92
Medicare Advantage	191099	Hunger Risk	92
Medicare Advantage	19210	Hunger Risk	92
Medicare Advantage	196696	Hunger Risk	92
Medicare Advantage	196799	Hunger Risk	92

Medicare Advantage: Specialist Risk Cohort

What are the most prevalent Specialist high utilizer risks amongst Medicare Advantage Patients?

Most Prevalent High Utilizer Specialist Risks

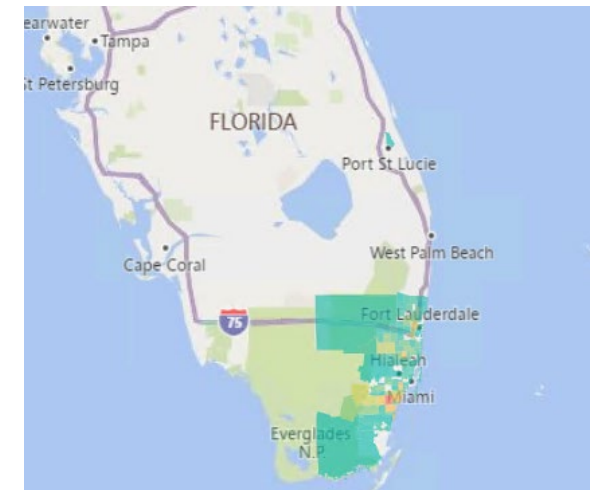
Primary Care, Ophthalmologist, Cardiologist, and Urologist, constitute 14% of total Medicare Advantage population.

3,905 Medicare Advantage Patients, 15% of the total, are at risk of excessive Utilization across 25 Specialists.

Determinant Type	Score Level	Risks #	Total IDs
Specialist Utilization Score			
Primary Care	59	1	3,395
Ophthalmologist	60	1	688
Cardiologist	66	1	655
Urologist	63	1	335
Dermatologist	61	1	296
Podiatrist	61	1	280
Endocrinologist	54	1	201
Orthopedist	57	1	168
Sports Medicine	65	1	141
Nurse/PA	54	1	136
Other Surgeon	67	1	136
Neurologist	54	1	58
Gastroenterologist	57	1	52
Oncologist	66	1	38
Chiropractor	58	1	33
Rheumatologist	58	1	21

Low  High

655 Medicare Advantage Patients at Excessive Cardiologist Utilization Risk



Population	ID	Measure	Score Level
Medicare Advantage	171410	Cardiologist	80
Medicare Advantage	172679	Cardiologist	80
Medicare Advantage	19815	Cardiologist	80
Medicare Advantage	203894	Cardiologist	80
Medicare Advantage	204369	Cardiologist	80
Medicare Advantage	208997	Cardiologist	80
Medicare Advantage	209770	Cardiologist	80
Medicare Advantage	210266	Cardiologist	80

Medicare Advantage: Facility Risk Cohort

What are the most prevalent Facility utilizer risks amongst Medicare Advantage Patients?

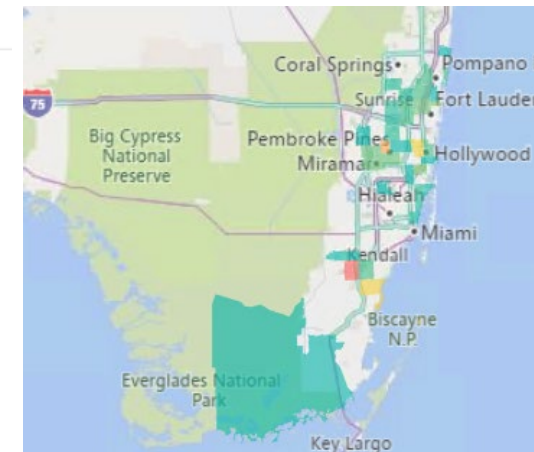
Most Prevalent Excessive Facility Utilization Risks

Outpatient, Hospital and Emergency Room, constitute 1.4% of total Medicare Advantage population.

424 Medicare Advantage Patients, 1.6% of the total, are at risk across five excessive Facility Utilizations.

Determinant Type	Score Level	Risks #	Total
Facility Utilization Score			
Outpatient	71	1	222
Hospital	71	1	188
Emergency Room	74	1	117
Surgery Center	66	1	30
Urgent Care	55	1	18

117 Medicare Advantage Patients at Excessive Emergency Room Utilization Risk



Population	ID	Measure	Score Level
Medicare Advantage	171410	Emergency Room	79
Medicare Advantage	172679	Emergency Room	79
Medicare Advantage	173030	Emergency Room	79
Medicare Advantage	173480	Emergency Room	79
Medicare Advantage	173569	Emergency Room	79
Medicare Advantage	173572	Emergency Room	79
Medicare Advantage	173820	Emergency Room	79



Medicare Advantage: Socioeconomic Risk Cohort

What are the most prevalent Socioeconomic risks amongst Medicare Advantage Patients?

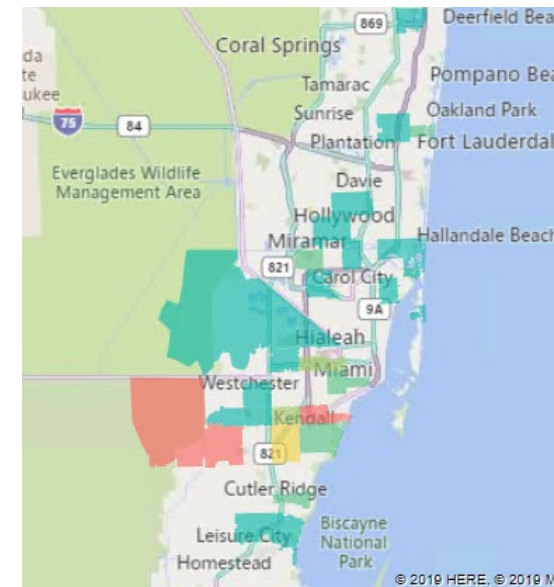
Most Prevalent Socioeconomic Risks

Divorced or Separated and Housing, constitute 7% of total Medicare Advantage population.

1,782 Medicare Advantage Patients, 7% of the total, are at risk across three Socioeconomic determinants.

Determinant Type	Score Level	Risks #	Total IDs
Socioeconomic Risk Score			
Divorced or Separated Risk	69	1	1,719
Housing Risk	74	1	54
Low Income and Unemployed Risk	83	1	27

54 Medicare Advantage Patients at Housing Risk



Population	ID	Measure	Score Level
Medicare Advantage	186902	Housing Risk	80
Medicare Advantage	187729	Housing Risk	80
Medicare Advantage	191099	Housing Risk	80
Medicare Advantage	196696	Housing Risk	80
Medicare Advantage	196799	Housing Risk	80
Medicare Advantage	196853	Housing Risk	80
Medicare Advantage	197115	Housing Risk	80

